


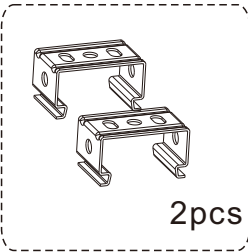
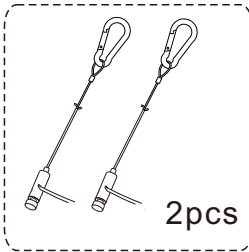
Tri-proof light

Instruction Manual



POWER	A(mm/in)	B(mm/in)	C(mm/in)
40W	600(23.62")	647(25.47")	694(27.32")
60W	1200(47.24")	1247(49.09")	1294(50.94")
80W	1500(59.05")	1547(60.91")	1594(62.75")

A-Length of the body;
B-Length of the body with single connector;
C-Length of the body with double connectors.

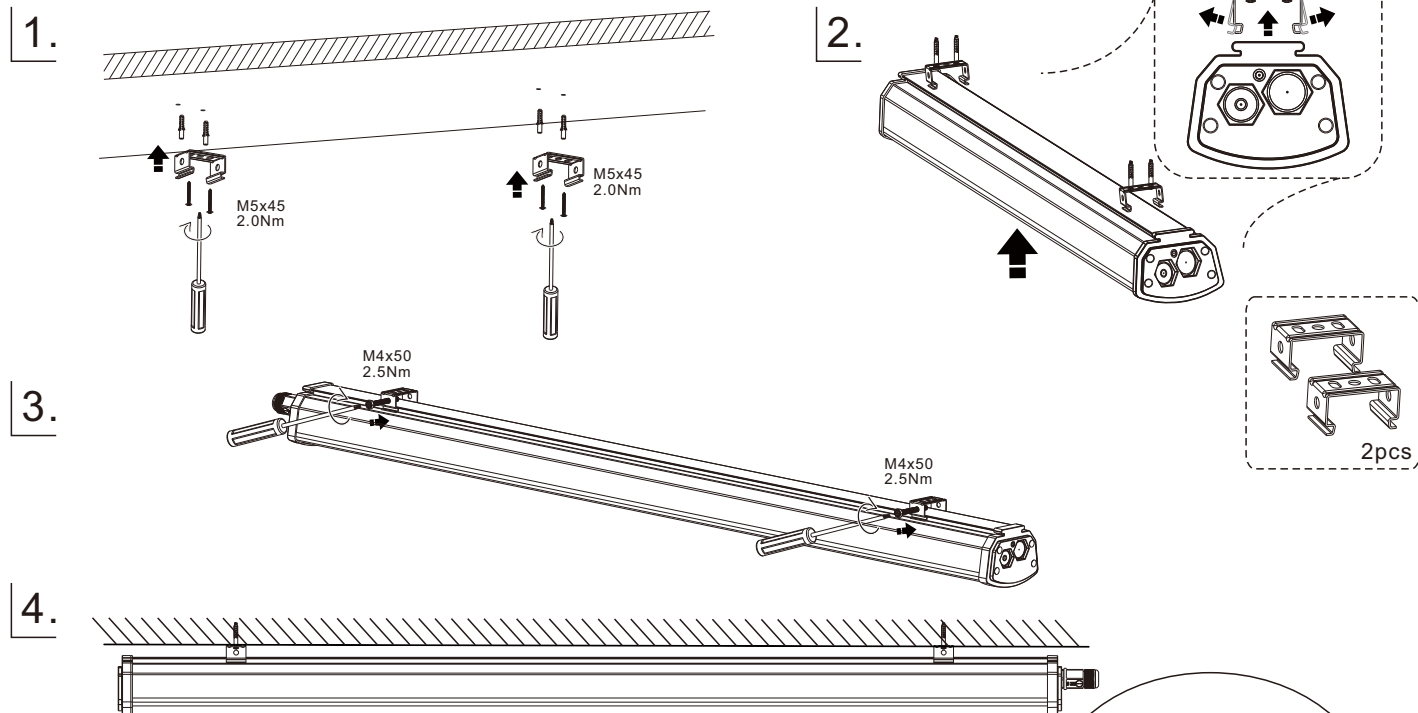


Product Specifications	40W	60W	80W
Weight (Driver included)	1.38±0.2kg (3.04±0.44Lbs)	2.3±0.2kg (5.07±0.44Lbs)	2.76±0.2kg (6.08±0.44Lbs)
Input Voltage	220-240 VAC		
Working Temperature	-30°C to +40°C(-22°F to +104°F)		
Storing Temperature	-40°C to +70°C(-40°F to +158°F)		

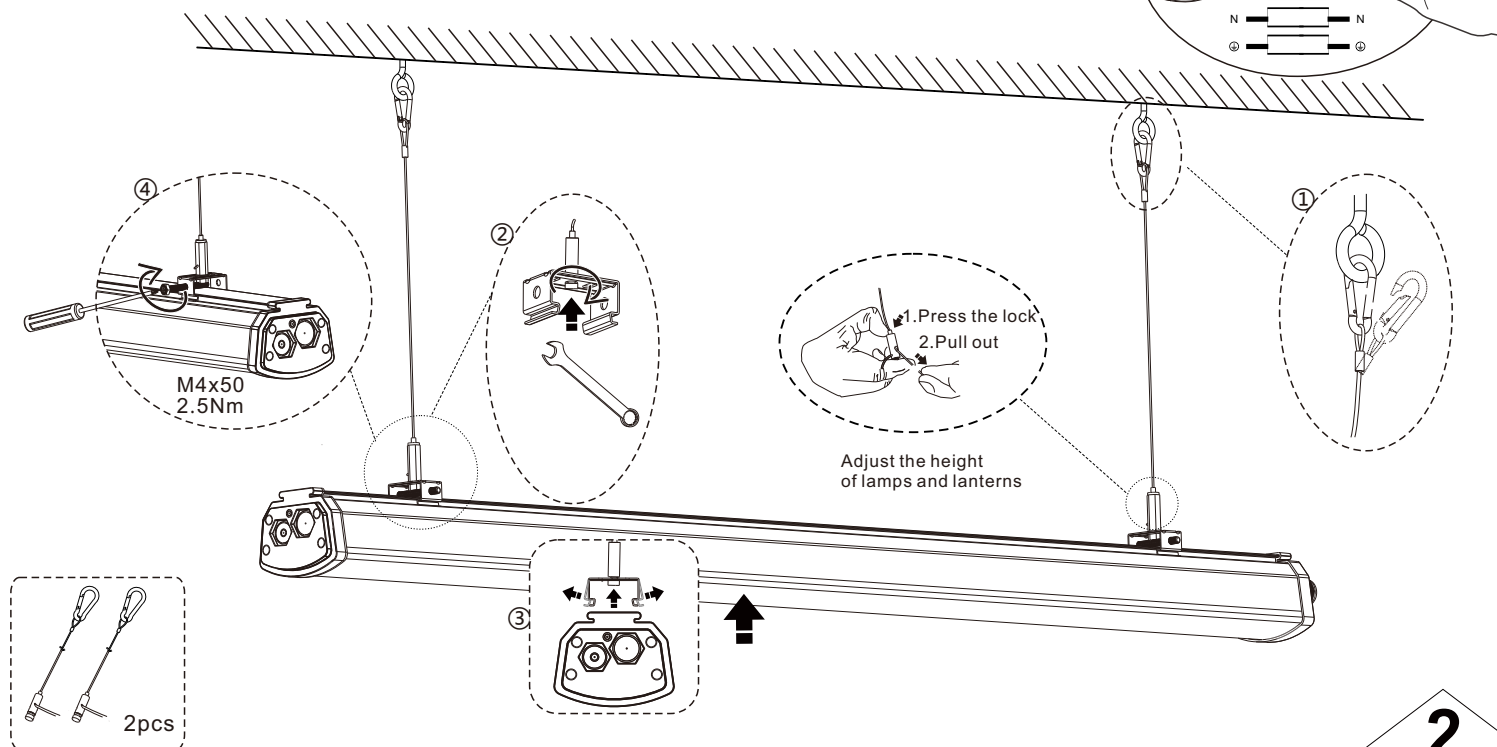
Tri-proof light

Instruction Manual

A. Ceiling mounting



B. Suspension mounting



2

•if the external flexible cable or cord of this luminaire is damaged, it shall be exclusively replaced by the manufacturer or his service agent or a similar qualified person in order to avoid a hazard.

3