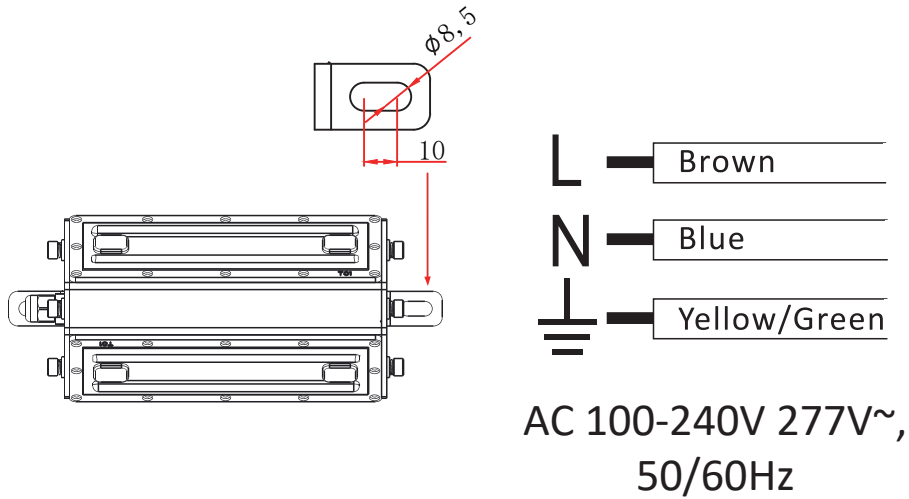
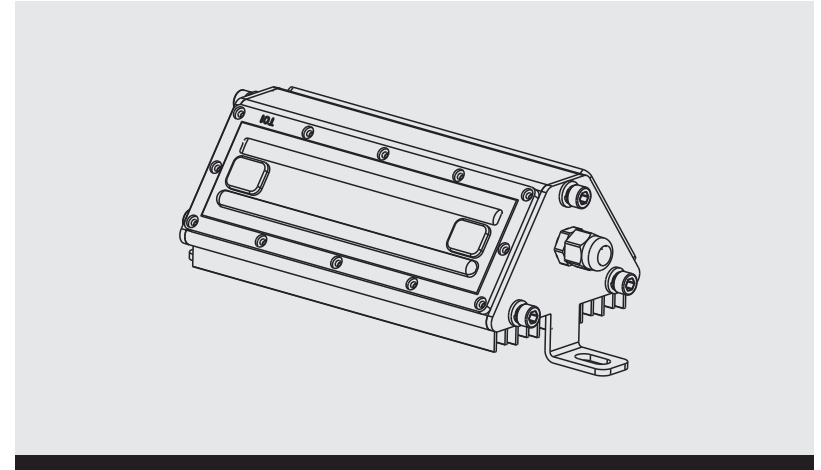


Installation Steps

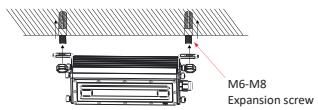


Installation Instructions

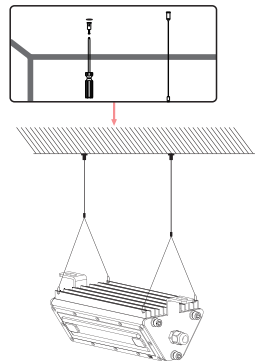


LED Bulkhead Light

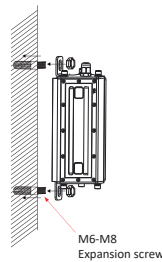
30W/50W



Ceiling Installation



Suspension Installation



Wall Installation

Scope of Application

With unique high-brightness SMD chips, high-purity aluminium heatsinks, high-efficiency constant current and constant voltage power drivers, this bulkhead light is designed for public facilities and industrial.

Parameters

CCT	2700-6500K	Power Factor	>0.95
Working Temperature	-40℃~60℃	Working Life	50,000 hours
Beam Angle	Asymmetric G5	IP Grade	IP66
CRI	Ra>70/80	Lamp Size(mm)	250x107.4x84
LAMP LUMINOUS FLUX	150LM/W±5%	Input Voltage	AC 100-240V 277V~,50/60Hz

Trouble Shooting

* Please don't disassemble light without being authorized staff only.

* Please report us the abnormality in time.

Problem	Possible Cause	Solutions
LEDs stop working	The power line/plug is improperly connected.	Reconnect the power cable/plug.
	Power failure.	Check the Circuit.
	Fault with LED Driver.	Replace with new driver.
	Damage to LED chips.	Replace with new LEDs board.
LEDs flash on and off	The output of the driver is abnormal.	Replace with new driver.
	The LED chip breaks down.	Replace with new LED board.
	Voltage Instability.	Power-off and check the power supply.


Warning



Follow The Installation
Instructions




Certified Installer



No Live Line Work



Power-Off In Accident



Use Original Parts



Use Waterproof Wiring



Not Suitable For
Underwater Use



-40℃~60℃
Working Temperature



Keep Away From Chemical